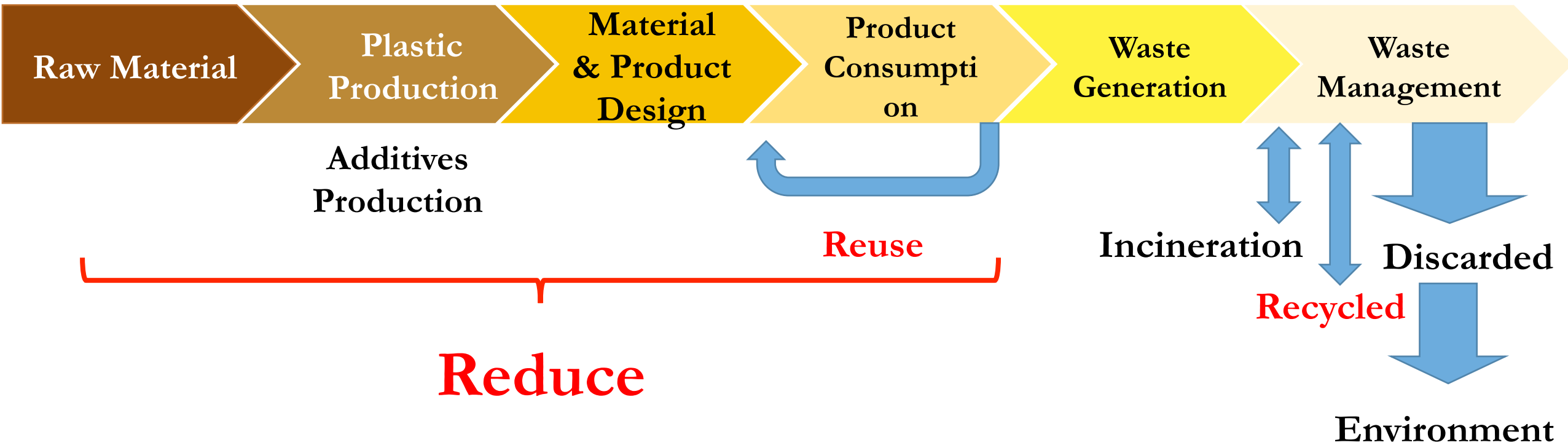






Value Chain



Holistic, Systematic & Transformative Approaches

1. WHY?

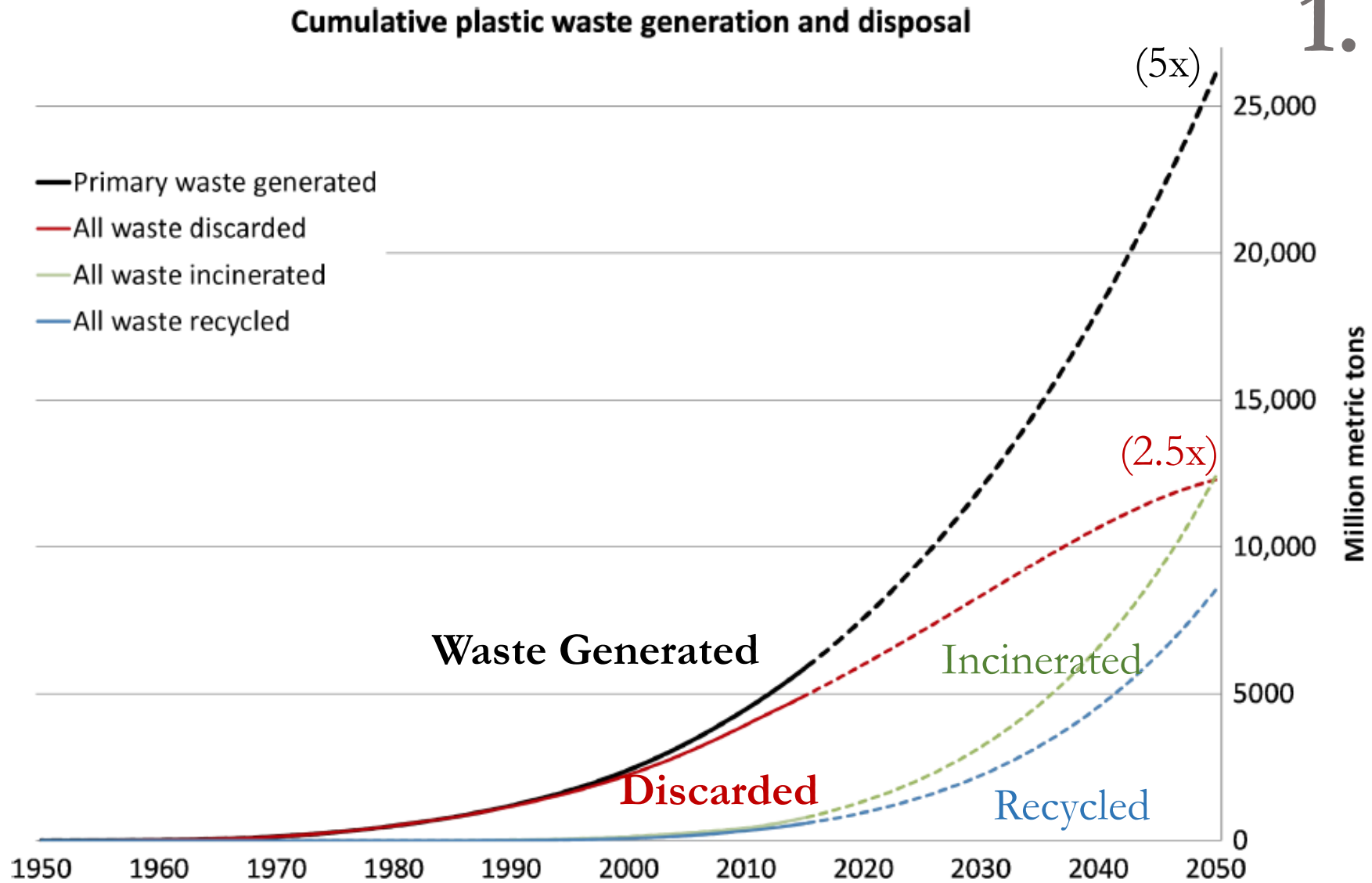


Fig. 3. Cumulative plastic waste generation and disposal (in million metric tons). Solid lines show historical data from 1950 to 2015; dashed lines show projections of historical trends to 2050.

1. WHY?

“Acknowledging the challenges of addressing marine plastic pollution in the face of increasing production and consumption of plastic in products and packaging, and urging all countries and other stakeholders to make responsible use of plastic while endeavouring to reduce the unnecessary use of plastic...” (UNEP/EA.3/Res.7)



United Nations
Environment Assembly of the
United Nations Environment Programme

CANNOT recycle our way out!

1950 1960 1970 1980 1990 2000

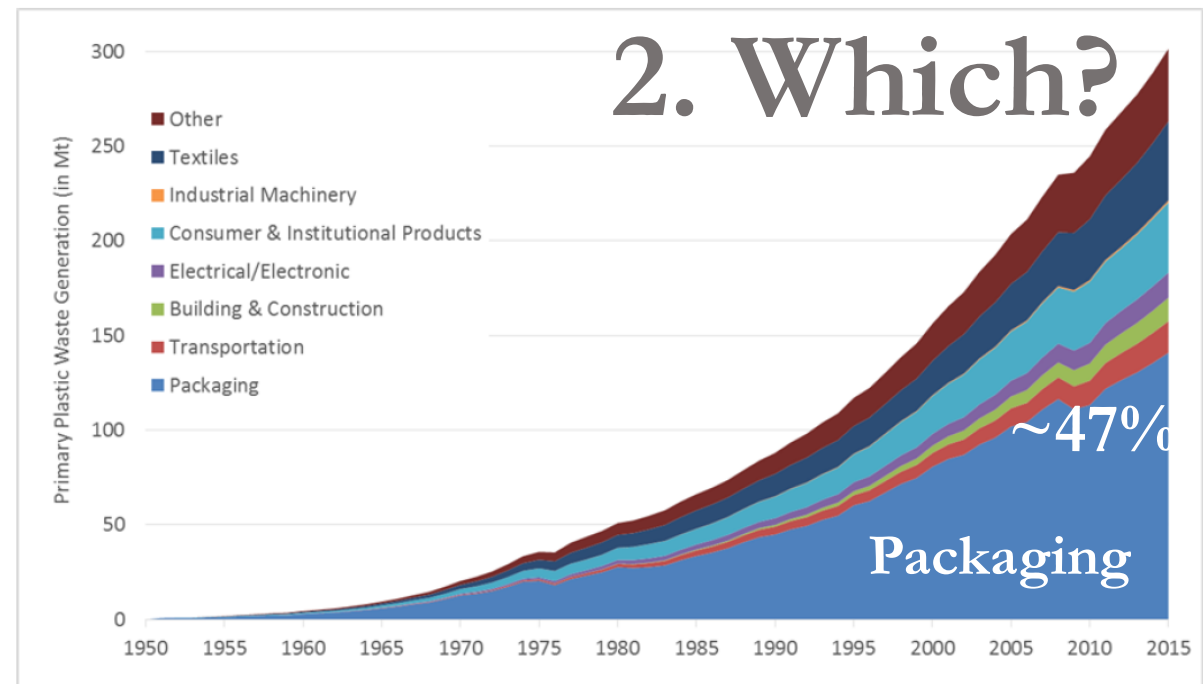
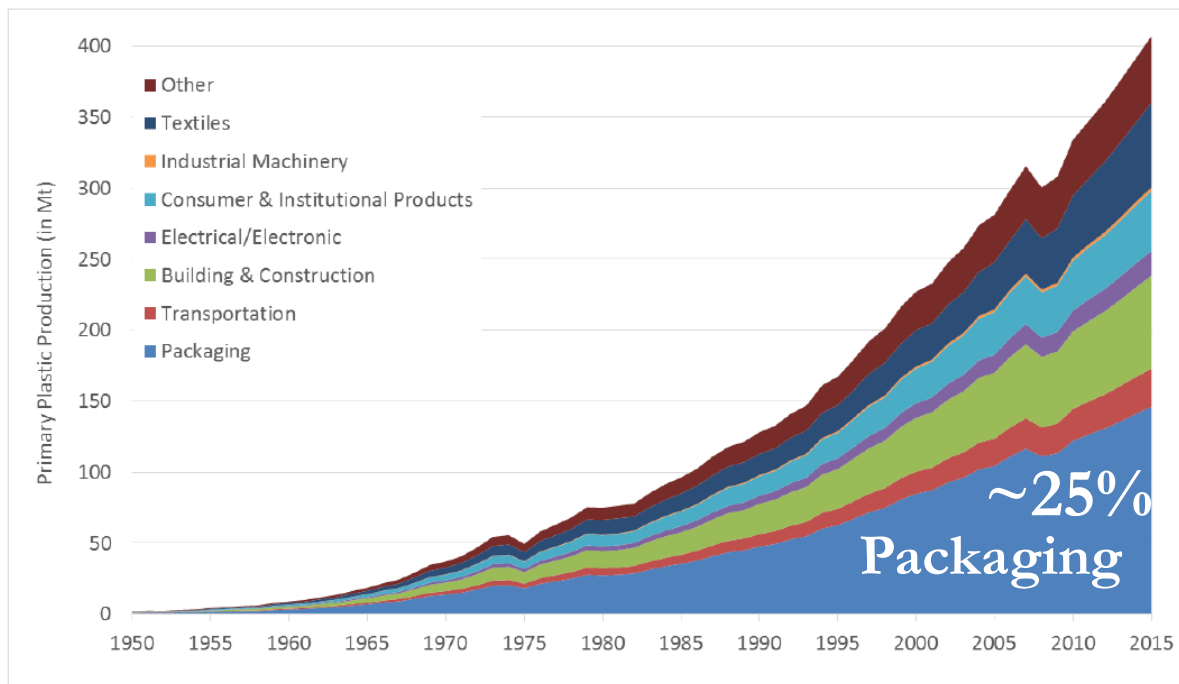
Fig. 3. Cumulative plastic waste generation and disposal (in million metric tons) of historical trends to 2050.

STAP

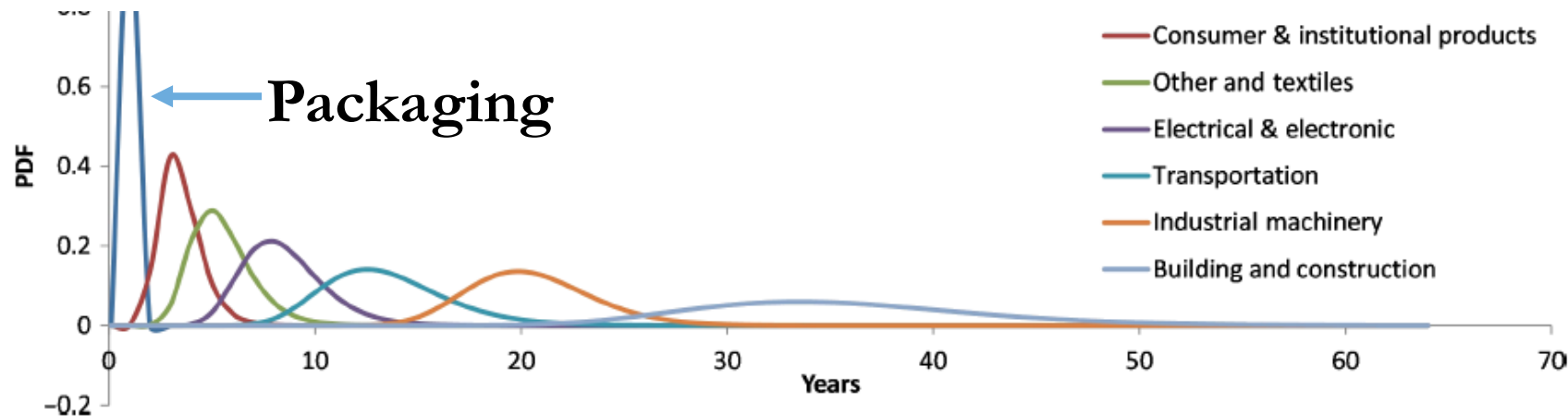
SCIENTIFIC AND TECHNICAL
ADVISORY PANEL

An independent group of scientists that advises
the Global Environment Facility





“Food Packaging makes up over **a third** of all plastic waste in the ocean”
 – BBC: Drowning in Plastic (2018)



(Geyer et.al.
 (2017) Sci.
 Adv. 2017;3:
 e1700782)

3. HOW?

Policy Maker

- Reduction Target
- Ban, Charge, Tax (Hierarchy of SUPs)
- Chemical in Plastics & Wastes...
- Incentives ...

**Enhance
Tightening**

**Incentivize;
Business Opportunities**

Global!

Business

**Extended Producer
Responsibility (EPR)**

COMMITMENT & ACTION!

- Simplify packaging
- Avoid bioplastic...

Enable & Empower Alternative Options, e.g. Refill

**General
Public**

**Innovation: technological,
society & business model**



Less plastic

Ordering a veg box means less plastic than buying the equivalent organic veg from the supermarket.

[Find out more](#)



We'll collect your packaging

Leave out your cardboard boxes, chill and anything you can't recycle at home take it all back to the farm to reuse or Our veg boxes can be reused up to 10



Always reducing

Home

Iceland



Store Locator

Find your nearest store



OUR STORY ▾

OUR STRATEGY

OUR LEADER

OUR POWER FOR GOOD ▾

GREAT PLACE TO WORK ▾

WALKER BLOG

ME

Plastic Free By 2023



850 Tonnes of plastic saved so far



“In the future of the express delivery industry, you won’t lose if you are fast, but only ‘green’ will win” – Jack Ma (June 21, 2018, Economic Daily).

“Shared Express Box” project became the benchmark for environmental protection Suning won the “Southern Public Welfare Communication Award”







Source: Jinyang Author: Posted: 2018-05-31 20:10

china-ee



TVBS
新聞



	Recent Estimates	Business as Usual Projections
Production and Use		
Tonnes of plastic produced	 311-380 Mt in 2015 ^a	 1244-1520 Mt by 2050 ^b
Plastics share of global oil and gas consumption ^c	 6% in 2014	 20% by 2050
Plastic Reduction: – Environment – Climate – Social – Business (Resource).	 1% in 2014	 15% by 2050
Plastics share of global carbon budget ^c		